



District Report Card: 2017


State: Assam	District: Morigaon
Class: 8	Subject: Language
Schools: 51	Students: 1206


Participation/Coverage


Students

<div>GENDER</div> <div></div>	Boys		Girls	
	Number	%	Number	%
	485	40.22	721	59.78

<div>AREA</div> <div></div>	Rural		Urban	
	Number	%	Number	%
	1155	95.77	51	4.23

<div>CATEGORY</div> <div></div>	SC		ST		OBC		GEN	
	Number	%	Number	%	Number	%	Number	%
	211	17.50	177	14.68	170	14.10	648	53.73

<div>CWSN</div> <div></div>	LD	VI	HI	S&LD	ID	Oth
	1	5	2	2	0	1

<div>Management</div> <div></div>	Government		Government-aided	
	Number	%	Number	%
	945	78.36	261	21.64

Average Performance of Students in Language (%)

Overall	Gender		Area		Management		Social Group			
	Male	Female	Rural	Urban	Govt.	Aided	SC	ST	OBC	GEN
56.63	57.10	56.32	56.32	63.66	56.74	56.25	54.25	58.31	62.08	55.52

Performance on Learning Outcomes (LOs)

Learning Outcomes	Description	Average Performance(%)
L813	Read textual/non-textual materials with comprehension and identifies the details, characters, main idea and sequence of ideas and events while reading	56.63

Range of Performance of Students who Answered Correctly							
Below 30%		30% - 50%		50% - 75%		Above 75%	
Number	%	Number	%	Number	%	Number	%
161	13.35	286	23.71	517	42.87	242	20.07

Lowest Performing Learning Outcomes (LOs)

1 - Read textual/non-textual materials with comprehension and identifies the details, characters, main idea and sequence of ideas and events while reading (56.63)